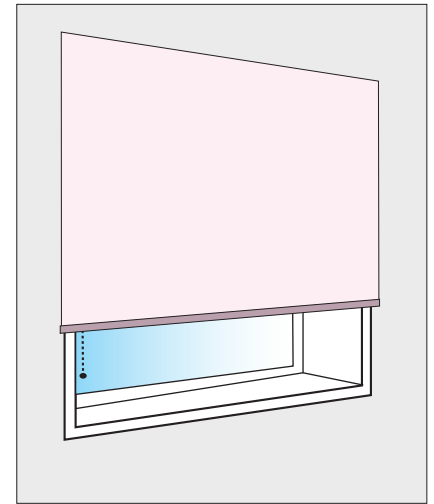
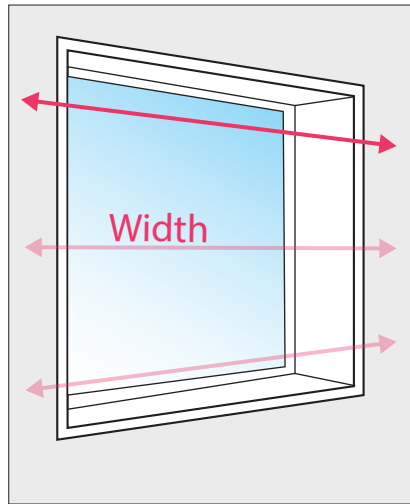
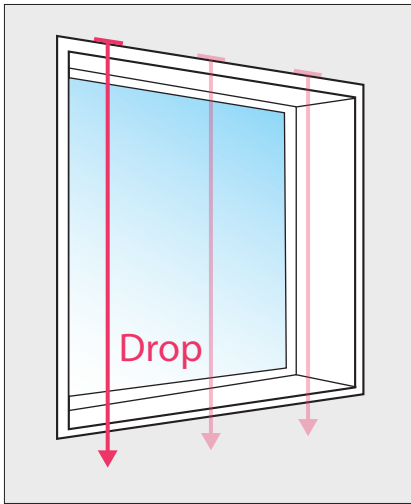
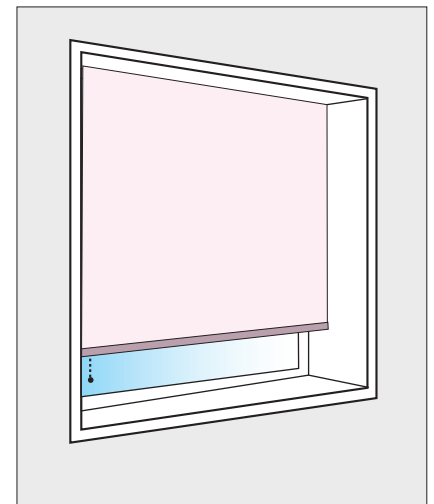
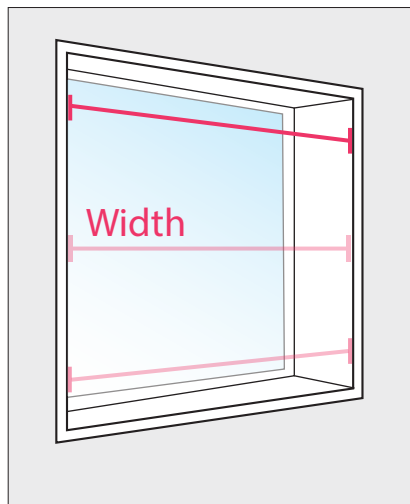
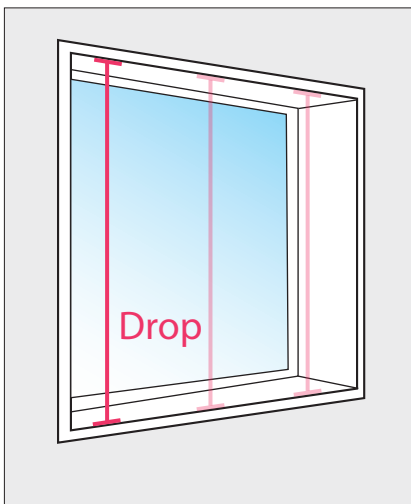


Measuring for Timber/ Visionwood Venetian Blinds



FACE FIT is where the blind will be mounted on the wall or window frame and will cover the total window area.

1. **Width** - measure the EXACT outside width of the window frame. We recommend measuring across the top, middle and bottom of every window to cater for any anomalies. Record the *largest* measurement so the blind covers the entire window.
2. **Drop** - measure the height of the window from the top of the frame to where you'd like the blind to finish. Note if the blind is finishing on the floor or another surface, you WILL NEED to deduct 15mm so that the base rail is free to rotate.



RECESS FIT is where the blind will sit inside of the window frame.

1. Make sure you have a minimum depth or 70mm to mount the blind inside the frame. Less than 40mm will result in the blind protruding out, in this case we recommend a Face Fit. Ensure there are no protruding handles or parts of the window frame that will interfere with the blind descending smoothly or sitting flush when fully drawn.
TIP: We recommend using a standard roll to avoid any protruding objects hindering the descent of the blind.
2. **Width** - measure the exact inside width of the window frame. We recommend measuring across the top, middle and bottom of every window to cater for any anomalies. Record the *smallest* measurement to ensure the blind fits within the recess.
3. **Drop** - measure the exact inside height of the window frame.



Measuring for Timber/ Visionwood Venetian Blinds

Essential Measuring Tips

1. Using a metal measuring tape is easier and more accurate.
2. Use our easy measurement sheet to record your measurements and be extra care to ensure you don't reverse the width and drop measurements.
3. Double check all your measurements. We don't refund or replace items due to inaccurate measurements.
4. We need your exact measurements. There is no need to shorten them to allow for clearance. We'll take care of that for you.
5. Remember that all measurements need to be in millimeters.
6. Windows in your home may look the same size, but they may in fact be slightly different. It's always safe to measure every window.
7. If you have any questions don't hesitate to call us on **1300 918 390** between **9am and 9pm Mon to Fri** or **10am to 5pm Sat & Sun**. Our customer service team is more than happy to help.

5 Year
Warranty
www.diyonlineblinds.com.au

**Best Price
Guarantee 10%**
Or we'll beat it by
www.diyonlineblinds.com.au

**Australian
Made &
Owned** 
www.diyonlineblinds.com.au

