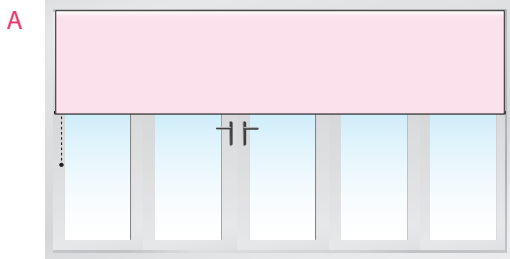


## Measuring Bifold Doors

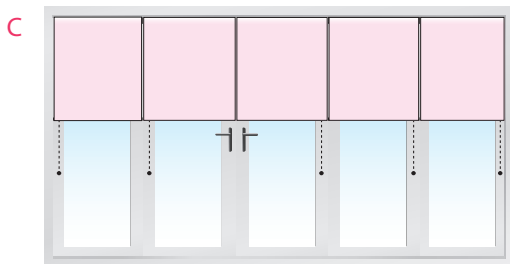
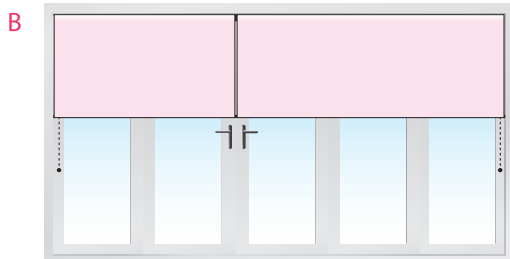
### Bifold Doors | RECESS FIT



Depending on the number of panels in your bifolds, you will have different options as to how you set out your blinds (see diagrams A, B & C to the left).

The two main things to keep in mind are:

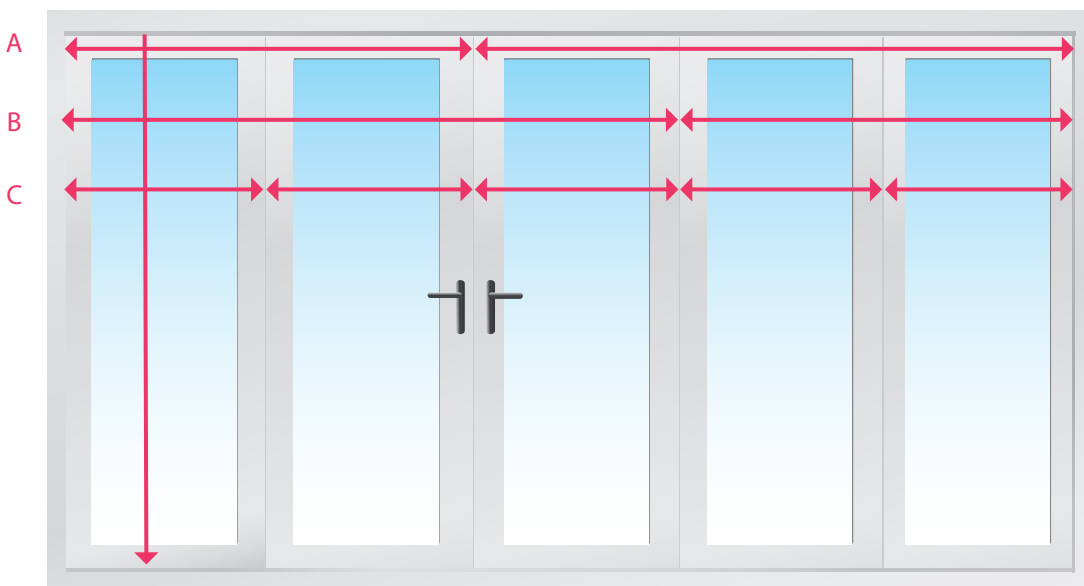
1. It doesn't look very good if you split your blinds across a glass panel. Where possible keep the joins over the door/window frames.
2. For each chain control you will need to be able to have somewhere to secure the child safety device.



### Measuring - Recess Fit

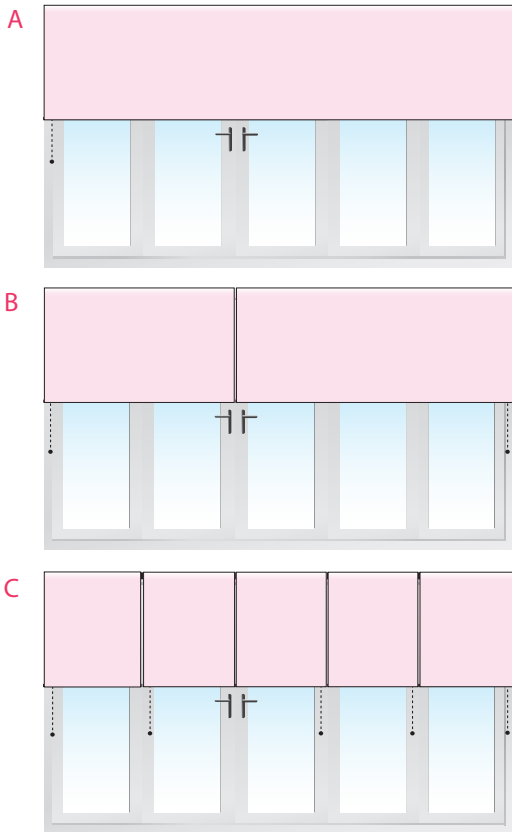
Before you measure your window it's important to ensure that there are no objects that could get in the way of your blind when closed. Things like window winders and door handles are the main things to consider here. We highly recommend opting for a Face Fit.

1. Ensure there is a minimum depth of 30mm within the recess.
2. **Width** - measure the exact inside width of the window frame. We recommend measuring across the top, middle and bottom of every window to cater for any anomalies. Record the *smallest* measurement to ensure the blind fits within the recess.
3. **Drop** - measure the exact inside height of the window frame.



## Measuring Bifold Doors

### Bifold Doors | FACE FIT



Depending on the number of panels in your bifolds, you will have different options as to how you set out your blinds (see diagrams A, B & C to the left).

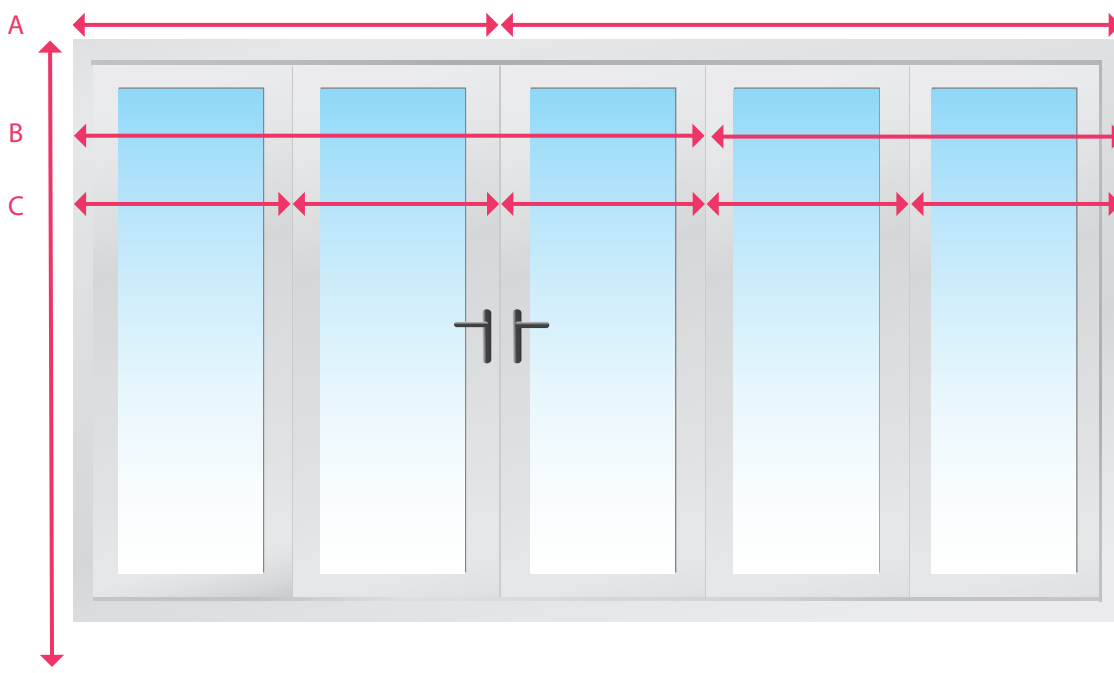
The two main things to keep in mind are:

1. It doesn't look very good if you split your blinds across a glass panel. Where possible keep the joins over the door/window frames.
2. For each chain control you will need to be able to have somewhere to secure the child safety device.

### Measuring

Before you measure your window it's important to ensure that there are no objects that could get in the way of your blind when closed. Things like window winders and door handles are the main things to consider here.

1. **Width** - measure the EXACT outside width of the window frame. We recommend measuring across the top, middle and bottom of every window to cater for any anomalies. Record the *largest* measurement to ensure the blind fits within the recess.
2. **Drop** - measure the height of the window from the top of the frame to where you'd like the blind to finish.





## Measuring Bifold Doors

### Essential Measuring Tips

1. Using a metal measuring tape is easier and more accurate.
2. Use our easy measurement sheet to record you measurements and be extra care to ensure you don't reverse the width and drop measurments.
3. Double check all your measurements. We don't refund or replace items due to inaccurate measurements.
4. We need your exact measurements. There is no need to shorten them to allow for clearance. We'll take care of that for you.
5. Remember that all measurements need to be in millimeters.
6. Windows in your home may look the same size, but they may in fact be slightly different. It's always safe to measure every window.
7. If you have any questions don't hesitate calling us on **1300 918 390** between **9am and 9pm Mon to Fri** or **10am to 5pm Sat & Sun**. Our customer service team is more then happy to help.

